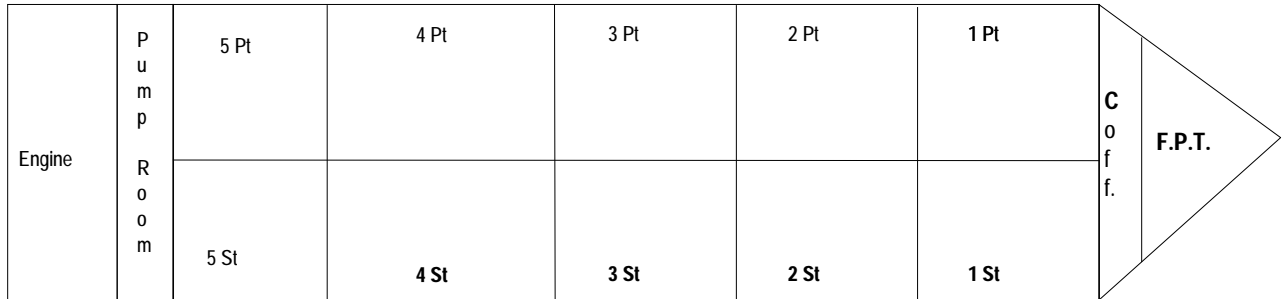


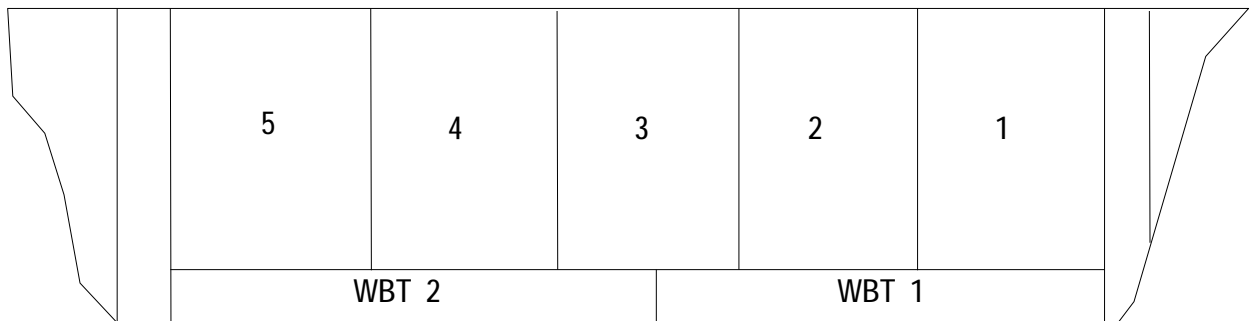
M/T "MANGURUYU"

TANK PLAN

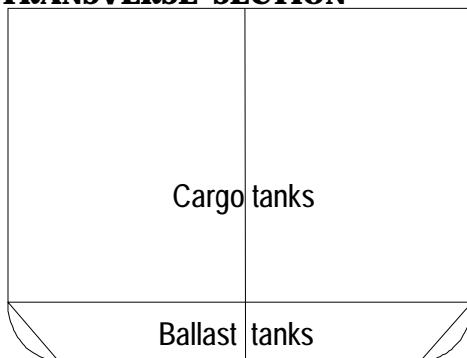
PLAN



ELEVATION



TRANSVERSE SECTION



Tank	Port	Starbord	Sub Total	Segregation	
1	190 m ³	189 m ³	379 m ³		Er
2	268 m ³	268 m ³	536 m ³	Br	
3	236 m ³	235 m ³	471 m ³		Er
4	267 m ³	267 m ³	534 m ³	Br	
5	229 m ³	229 m ³	458 m ³		Er
Full capacity 100 %			2378 m ³	1070 m ³	1308 m ³
Capacity 98 %			2330.4 m ³	1048.6 m ³	1281 m ³